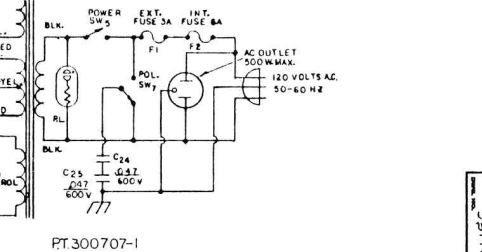
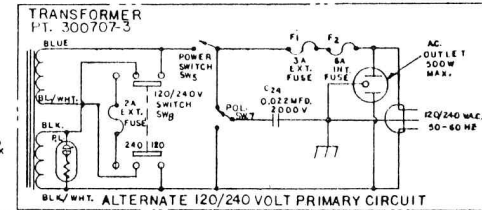
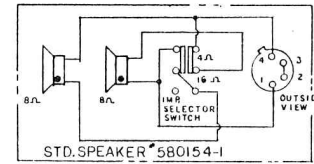


- NOTES - ALL RESISTORS IN OHMS UNLESS OTHERWISE SPECIFIED.
- ALL CAPACITORS IN PFD AND MOF UNLESS OTHERWISE SPECIFIED.
 - D.C. VOLTAGE READINGS WITH NO SIGNAL APPLIED USING A 20,000 OHM PER VOLT VOLTMETER.
 - D.C. VOLTAGE READINGS ARE POSITIVE WITH RESPECT TO CHASSIS GROUND UNLESS OTHERWISE SPECIFIED.
 - CIRCUIT OF CHASSIS MAY VARY SLIGHTLY FROM THAT SHOWN HERE DUE TO NORMAL PRODUCTION CHANGES.



E	5 1/8 X ...	591713-3
D	5" x ...	591713-2
C	5" x ...	591713-1
REVISION	SIZE TO BE REDUCED	PART NO.

ADDITIONAL SPECIFICATIONS	MATERIAL	FINISH
<p>— TOLERANCES — UNLESS OTHERWISE SPECIFIED DECIMALS ± TOL FRACTIONS ± TOL X .005 .005 UP TO .5 XX .005 .005 UP TO .5 XXX .010 .010 ABOVE .5 FIT AFTER PLATING BACKING FINISH 64 MICRO INCH MAX DIMENSIONS IN INCHES UNLESS OTHERWISE SPECIFIED ON DRAWING. DO NOT SCALE DRAWING</p>		
<p>THE AMPEG COMPANY DIVISION OF THE MAGNAVOX COMPANY P.O. BOX 313 LINDEN, N.J. 07036</p>		
<p>MODEL B 25 B</p>		
SIGNATURE	DATE	FIRST USED IN
DATE	DATE	DATE
SCALE	SCALE	SCALE
<p>THIS MATERIAL IS THE PROPERTY OF, AND PROPRIETARY TO, THE MAGNAVOX COMPANY AND IS NOT TO BE DISCLOSED TO OTHERS OR USED FOR OTHER THAN AUTHORIZED MAGNAVOX PURPOSES WITHOUT THE WRITTEN PERMISSION OF THE MAGNAVOX COMPANY. THIS MATERIAL MUST BE RETURNED TO THE MAGNAVOX COMPANY WHEN THE HOLDER NO LONGER REQUIRES ITS USE FOR AUTHORIZED MAGNAVOX PURPOSES.</p>		<p>TYPE NO. D 591713</p>