

***Ampeg***<sup>®</sup>

**SVT-15E**  
**Bass Speaker Cabinet**



**Owner's Manual**



**TABLE OF CONTENTS**

What's in the Box .....	2
Introduction.....	2
Jackplate.....	3
Suggested Hookup Diagrams .....	4
Technical Specifications .....	6
Warranty and Support.....	7

**What's in the Box**

SVT®-15E Bass Speaker Cabinet, Quick Start Guide.

**Introduction**

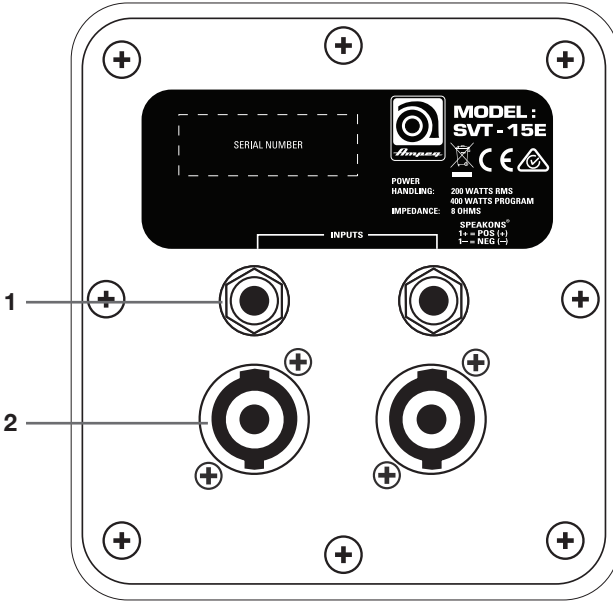
When only the fat, warm sound of a 15" speaker will get the job done, we highly recommend the Ampeg SVT-15E Bass Speaker Cabinet. Armed with a massive five-pound magnet, the SVT-15E's custom-designed 15" speaker generates chest-thumping low end like nobody's business—all the way down to 33Hz. The heavy-duty, 2" swivel casters also make the SVT-15E easy to roll right into your next gig. Team it up with the SVT-CL head and an SVT-410HE cabinet for top-end, and you're guaranteed to get the dance floor moving.

The Speakon® and 1/4" jacks are wired in parallel, allowing easy daisy chaining from one speaker to another. Each of the jacks may be used as an input or a through connection. Speakon connectors are recognized as the standard for professional installations, assuring a secure, permanent connection that won't corrode, vibrate loose, or be easily tampered with. The 1/4" jacks are convenient, however, the Speakon jacks are recommended when using power amplifiers over 150 watts, for permanent installations, or for the "first" speaker among a number of daisy chained speakers.

In order to get the most out of your new Ampeg speaker cabinet, please fully read this *Owner's Manual*, as well as the *Important Safety Instructions* included with your cabinet, before you begin playing.

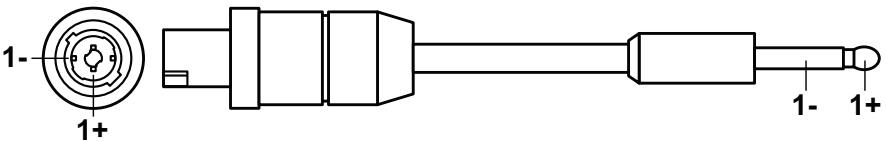
And **thank you** for choosing Ampeg.

## Jackplate

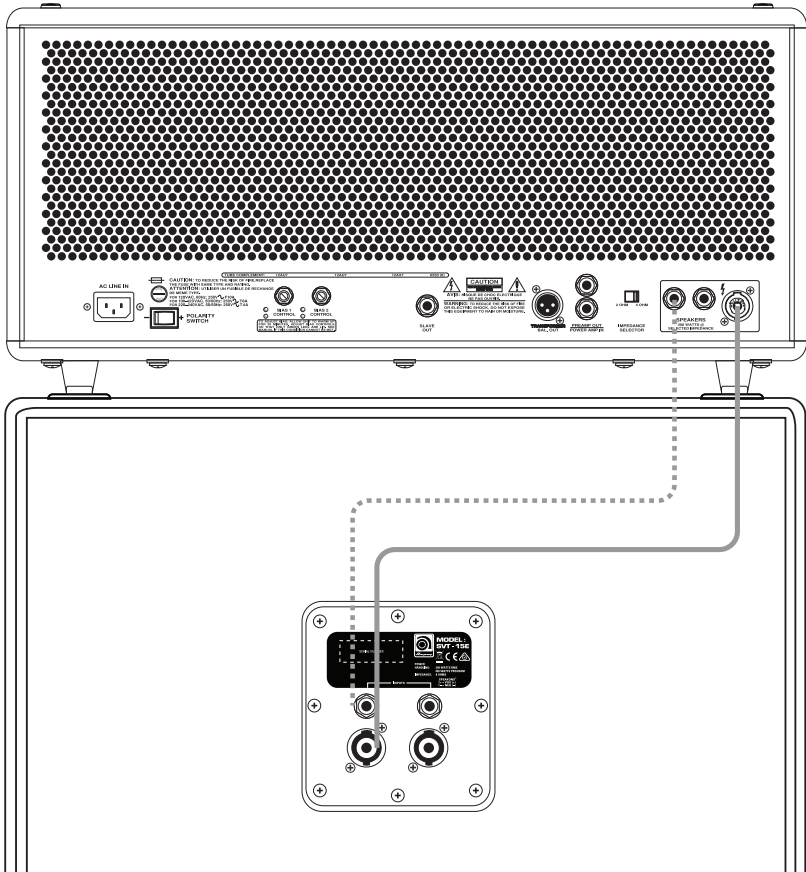


1. 1/4" Input / Output Jacks
2. Speakon Input / Output Jacks

## Speakon to 1/4" Wiring Diagram




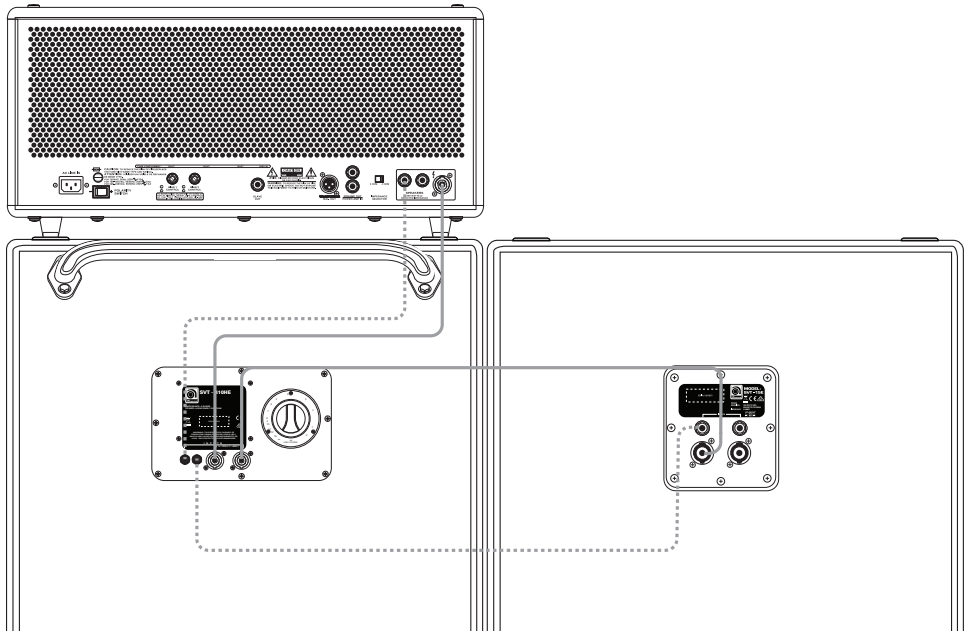
## Suggested Hookup Diagrams



**Single SVT-15E Hookup**


In the example above, a speaker cable with Speakon ends (or, optionally, with 1/4" ends) connects from the speaker output of the amplifier to the speaker input of a single Ampeg SVT-15E cabinet.

 Always use good quality (non-shielded) speaker cables. Never use (shielded) instrument cables to connect speakers to an amplifier. Also, do not use both cable routes in the examples listed above. Use one route or the other, but never both simultaneously!



### SVT-410HE + SVT-15E Hookup

In the example above, a speaker cable with Speakon ends (or, optionally, with 1/4" ends) connects from the speaker output of the amplifier to the respective speaker input of an Ampeg SVT-410HE cabinet, and then additionally connects using another speaker cable with Speakon ends (or, optionally, with 1/4" ends) from the SVT-410HE to an SVT-15E cabinet. Combining a cabinet that includes a high frequency driver, such as an Ampeg SVT-HE series cabinet, provides a powerful, wide range system, guaranteed to rock the house!

 Always use good quality (non-shielded) speaker cables. Never use (shielded) instrument cables to connect speakers to an amplifier. Also, do not use both cable routes in the examples listed above. Use one route or the other, but never both simultaneously!

## Technical Specifications

Type	1x15 Bass Speaker Cabinet
Frequency Response (+/-3 dB)	50 Hz – 3 kHz
Usable Low Frequency (-10 dB)	33 Hz
RMS Power Handling	200 Watts
Program Handling	400 Watts
Impedance	8 $\Omega$
Sensitivity	98 dB
Maximum SPL	123 dB
Components	Custom Designed, 200 Watt, 15" Speaker
Size (H x W x D, not including casters)	24 in x 22 in x 16 in 610 mm x 559 mm x 407 mm
Weight (approximate)	72 lb 32.66 kg

The SVT-15E is covered with a durable fabric-backed vinyl material. Clean with a dry, lint-free cloth. Never spray cleaning agents on the SVT-15E. Avoid abrasive cleansers which would damage the finish.

Ampeg continually develops new products and improves upon existing ones. For this reason, the specifications and information in this manual are subject to change without notice.



**CAUTION:** THIS SPEAKER IS CAPABLE OF PRODUCING HIGH SOUND PRESSURE LEVELS. CONTINUED EXPOSURE TO HIGH SOUND PRESSURE LEVELS CAN CAUSE PERMANENT HEARING IMPAIRMENT OR LOSS. USER CAUTION IS ADVISED. AND EAR PROTECTION RECOMMENDED IF UNIT IS OPERATED AT HIGH VOLUME.

## Warranty and Support

Visit [WWW.AMPEG.COM](http://WWW.AMPEG.COM) to...

- (1) ...identify **WARRANTY** coverage provided in your local market. Please keep your sales receipt in a safe place.
- (2) ...**REGISTER** your product.
- (3) ...**CONTACT** Technical Support, or call 818-575-3600.

[www.ameg.com](http://www.ameg.com)  
Yamaha Guitar Group, Inc.  
26580 Agoura Road, Calabasas, CA 91302-1921 USA  
Rev. A



© 2019 Yamaha Guitar Group, Inc. All rights reserved.

Ampeg, the Ampeg logo, and SVT are trademarks or registered trademarks of Yamaha Guitar Group, Inc. in the U.S. and/or other jurisdictions. Speakon is a registered trademark of Neutrik AG Corporation.