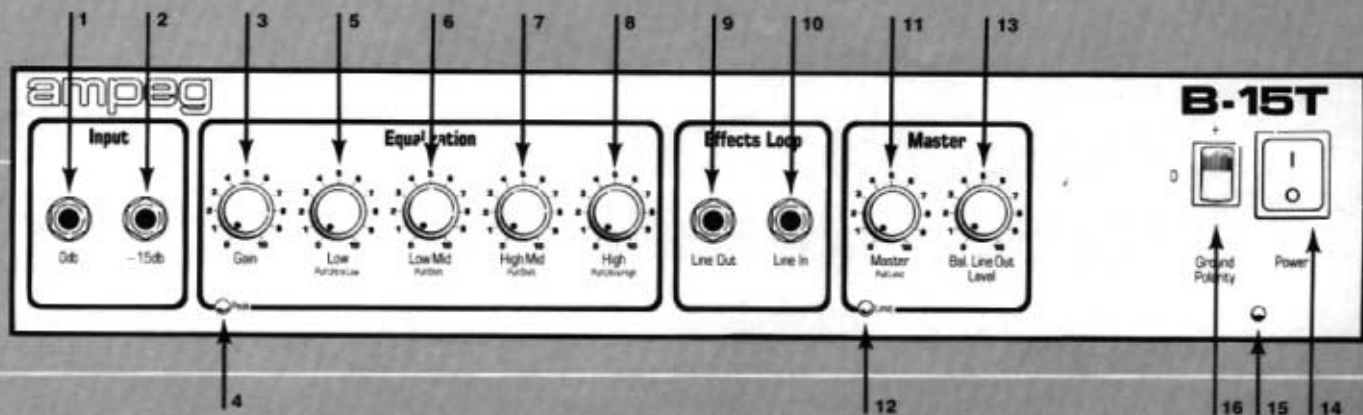




**B-15T Bass Amplifier
Owner's Reference Guide**

Ampeg is a product of SLM Electronics
1400 Ferguson Ave. • St. Louis, MO 63133
U.S.A.



Front Panel Features and Functions

Input Jacks (1 & 2) Your B-15T is equipped with two preamp input jacks. The "0db" input (1) accepts low to line level inputs and the "-15db" input (2) is padded to accept hotter inputs such as active type basses.

Gain (3) The Gain control (3) is used to compensate for various input signal levels and playing styles by varying the amount of gain for the preamp. A Peak indicator LED (4) is provided which is lit at signal levels of 6db below preamp clipping. For the most efficient clean output, the Gain control should be set such that the Peak indicator (4) flashes occasionally but does not remain on continuously.

Tone Controls The B-15T incorporates sophisticated active tone control circuitry in a configuration designed for ease of operation and maximum tonal variation possibilities.

Four rotary EQ controls allow you to boost or cut low frequencies (5), lower midrange frequencies (6), upper midrange frequencies (7), and high frequencies (8). The range of these tone controls can be further expanded by the "pull switches incorporated in each of the tone controls. By gently pulling the "low" control (5), Ultra-low bass frequencies below the range of the "Low" control (5) are boosted. Likewise, by gently pulling the "High" control (8) additional high frequencies are boosted. The "Low Mid" and "High Mid" controls each incorporate frequency "Shift" functions which, when pulled, shift the frequency centerpoints of the mid tone controls slightly upward. It should be noted that the "Mid Shift" effect is most prominent when the "Mid" controls are cut or boosted and more subtle with the "Mid" controls near "flat" (12 o'clock position).

Effects Loop Line Out (9) and Line In (10) jacks are provided on the front panel of the B-15T. These jacks are designed to be used as a "Post-EQ" line level external effects loop. The Line Out jack (9) can be connected to the line level input of an external effects device, and the Line In jack (10) can be connected to the line level output of an external effects device. This "Post-EQ" configuration is helpful in reducing unwanted noise associated with external effect devices.

Master/Limiter The B-15T contains a limiter circuit which is designed to allow you to limit the output at any desired level offering smooth, even sound levels with more sustain and prevention of power amp overloading.

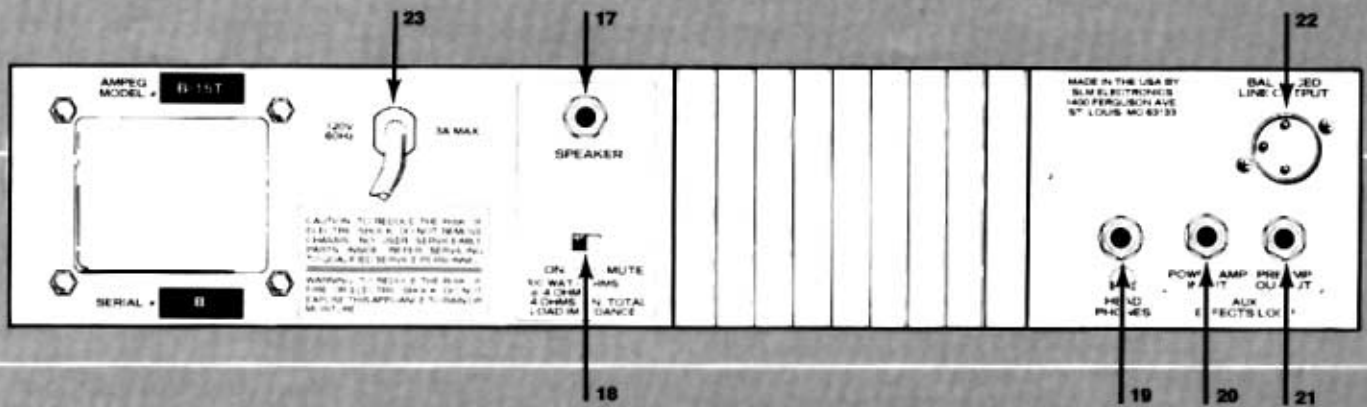
The limiter circuitry is turned on by gently pulling the "Master" control (11). A Limit Indicator LED (12) is provided

which is lit when limiting is taking place. When the limiter is on, the Gain control (3) will adjust the amount of limiting and sustain. The "Master" control (11) is used to set the overall listening level of the B-15T.

Balanced Line Out Level (13) This control adjusts the output level of the Balanced line output jack (22) on the rear panel of the B-15T.

Power Switch (14) The B-15T is turned on by depressing the "1" marked on the Power Switch. When the amp is on, the Power indicator LED (15) should be lit.

Polarity Switch (16) (Present only on Domestic USA models) If humming or buzzing occurs, try different positions of this switch. If it makes no difference to the buzzing, leave the switch in its center position, and check guitar cords, etc.



Rear Panel Features and Operation

Speaker Jack (17) Any load equal to at least 4 ohms may be connected to the speaker jack. The standard internal speaker is 4 ohms.

Mute Switch (18), Headphone Jack (19) The headphone jack (19) is suitable for use with any standard headphones. The speaker may be switched off by the Mute Switch for private practicing.

Power Amp Input (20) The Power Amp Input jack is a direct input to the power amp. Plugging in here will interrupt the normal connection of the preamp to the power amp, al-

lowing use of the Preamp Output and Power Amp Input as an effects loop.

Preamp Output (21) The preamp output signal is available at this jack. Plugging in here will not interrupt the signal to the power amp, so this output could be used to drive additional power amps.

Balanced Line Out (22) The Balanced output provides a low impedance balanced output for connecting the B-15T to an external power amplifier, mixer, tape deck, etc. The output level of these

jacks is set by the Balanced Line Out Level control (13) on the front panel and is independent of the Master control (11).

Power Cord (23) Your B-15T is shipped connected for standard 120volt 60hz power (Domestic USA models). Be sure it is plugged into a properly wired, grounded (three pin) power outlet before use. TO REDUCE THE RISK

OF ELECTRICAL SHOCK, NEVER BREAK OFF OR OTHERWISE DEFEAT THE GROUND PIN ON THE POWER CORD.

WARNING: Never plug headphones into speaker jack — you could suffer permanent loss of hearing or damage your headphones.

B-15T SOUND SETTING CHARTS

ampeg

Input

0db -15db

Equalization

Gain Low Low Mid High Mid High

Full/None Full/None Full/None Full/None Full/None

Effects Loop

Line Out Line In

Master

Master Bal. Line Out

Full/None Level

B-15T

0

Ground Polarity Power

JAZZ TRADITIONAL

ampeg

Input

0db -15db

Equalization

Gain Low Low Mid High Mid High

Full/None Full/None Full/None Full/None Full/None

Effects Loop

Line Out Line In

Master

Master Bal. Line Out

Full/None Level

B-15T

0

Ground Polarity Power

COUNTRY

ampeg

Input

0db -15db

Equalization

Gain Low Low Mid High Mid High

Full/None Full/None Full/None Full/None Full/None

Effects Loop

Line Out Line In

Master

Master Bal. Line Out

Full/None Level

B-15T

0

Ground Polarity Power

COUNTRY

ampeg

Input

0db -15db

Equalization

Gain Low Low Mid High Mid High

Full/None Full/None Full/None Full/None Full/None

Effects Loop

Line Out Line In

Master

Master Bal. Line Out

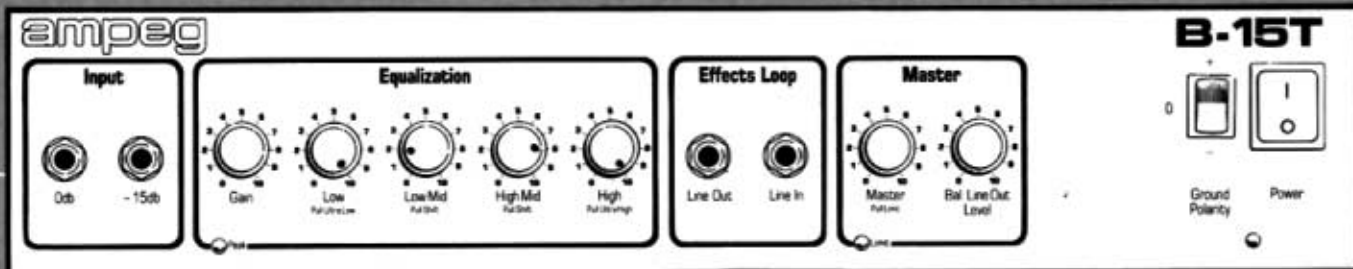
Full/None Level

B-15T

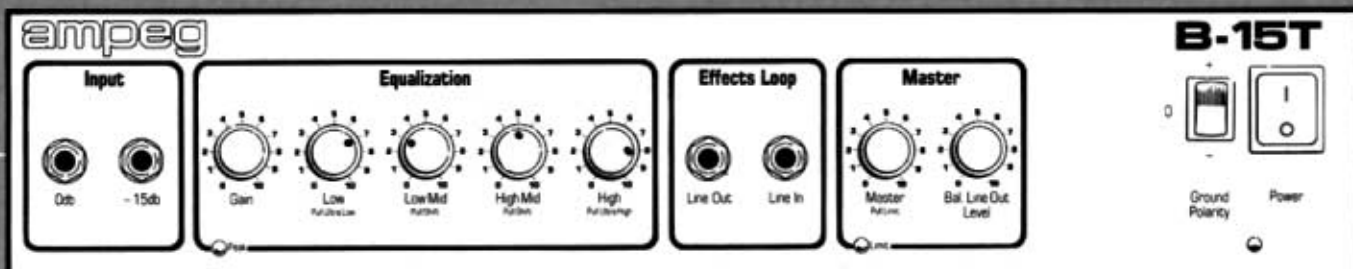
0

Ground Polarity Power

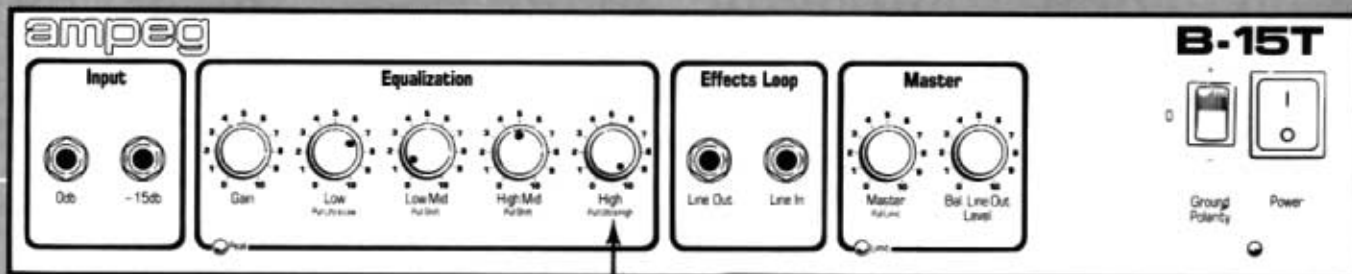
JAZZ FUSION



"SVT"

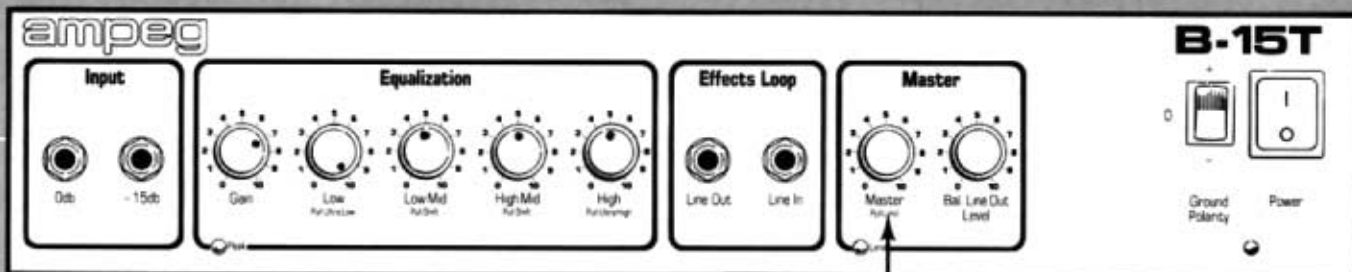


MIDDLE OF THE ROAD



FUNK "POPPING"

PULL



"PEDALS"

PULL

TECHNICAL SPECIFICATIONS

OUTPUT POWER RATING	70 watts @ 5% THD 8 ohm load 120vac 100 watts @ 5% THD 4 ohm load 120vac
SPEAKER SIZE AND RATING	AMPEG Custom Design (B-15T) 15" 4 ohm 150 watt ELECTROVOICE EVM-15L for B-15TEV 15" 4 ohm 200 watt
ULTRA-LOW SWITCH	10dB Boost @ 40Hz
BASS CONTROL	28dB range @ 80Hz
LOW MID CONTROL	LOW 24dB range @ 400Hz 24dB range @ 640Hz (shift mode)
HIGH MID CONTROL	24dB range @ 1KHz 24dB range @ 1.6KHz (shift mode)
TREBLE CONTROL	35dB range @ 4KHz
ULTRA-HIGH SWITCH	10db Boost @ 4.5KHz
INPUT IMPEDANCE	0db 220k ohms -15dB 57K ohms
MAXIMUM INPUT SIGNAL LEVEL ACCEPTED	15 volts, peak-to-peak
TOTAL SYSTEM GAIN	47dB with tones flat, Ultra-Low and Ultra-High off
SIGNAL TO NOISE RATIO	84dB
POWER REQUIREMENTS	DOMESTIC 3A 120VAC 60Hz EXPORT 1.5A 240VAC 50Hz
SIZE AND WEIGHT	21" w x 21.25" h x 14" d 68 lbs.

Specifications subject to change without notice.

CAUTION: To reduce the risk of electric shock, do not remove chassis. No user serviceable parts inside. Refer servicing to qualified service personnel.

CAUTION: This amplifier is capable of producing high sound pressure levels (high volume). Continued exposure to high sound pressure levels can cause permanent hearing impairment or loss. User caution is advised, and ear protection is recommended when playing at high volumes.

We would like to take this opportunity to thank you for selecting an Ampeg product, and to tell you of our commitment to the design and manufacture of only the finest musical instrument amplification equipment; built for you, the musician.

You have purchased one of the most innovative sound amplification devices available today. Your Ampeg amplifier gives you more performance features than ever before; features that you, the musician, have asked for.

Your Ampeg amplifier is an American product, manufactured at our factory in St. Louis, Missouri. Only the finest available components and materials are used in the manufacture of each amplifier.

All Ampeg amplifiers are subject to seven or more inspection and testing steps to assure you of a high quality product. The final test for each amp is conducted by a trained musician with the instrument the amp was designed for. Any unit that does not meet the standards of his discriminating ear will not be passed.

Since all Ampeg products are designed, developed and manufactured through the cooperative efforts of engineers and professional musicians, the end result is a product that responds to the musician's audio requirements, and a product that will serve your needs for years to come.

SLM Electronics Limited Warranty

SLM Electronics warrants this product to be free of defects in material and workmanship for a period of two (2) years from the original date of purchase to the original purchaser and is not transferable. Speakers, tubes, and meters carry a six (6) month warranty. This warranty is subject to the conditions, exclusions, and limitations hereinafter set forth: Excluded from this warranty are defects caused by wear and tear, misuse, neglect, alterations and modifications, or act of nature. Such determinations will be made by SLM Electronics. Warranty is also void if:

- a. The original retail purchase is not made from an Authorized Ampeg dealer;

- b. The serial number affixed to the product is altered, defaced or removed.

All parts costs will be borne by SLM Electronics within the warranty period. Labor costs will be covered within the warranty period according to rate schedules established by SLM Electronics. Warranty service may be done by SLM Electronics or an SLM Authorized Field Service Center. Transportation charges involved in warranty service are the sole responsibility of the purchaser.

SLM Electronics warrants speakers to be free from defect in material and workmanship for a period of ninety (90) days from original date of purchase. Speaker warranty will be subject to inspection of speaker by SLM Electronics or SLM Authorized Field Service Center. Obvious overpowering will result in warranty denial. Realizing speakers can be overloaded causing failure, SLM Electronics will replace the speaker with a speaker of same or equal type at a price one-half the then current suggested retail price of the new speaker for life, regardless of reason.

Warranty repairs may be handled by your authorized dealer, authorized SLM Service Center, or SLM Electronics. All units being returned to SLM Electronics must be accompanied with a detailed description as to needed repairs, a copy of the original sales receipt, and an SLM Electronics return authorization. SLM Electronics reserves the right to repair or replace this piece of equipment at their option.

SLM Electronics is not liable for any incidental or consequential damages resulting from any defect or failure of this instrument other than the repair of the SLM Electronics product subject to the terms of this warranty. This limited warranty gives you specific legal rights, and you may have other rights which vary from state to state. This warranty is expressly in lieu of all other agreements and warranties, expressed or implied, except as may be otherwise required by law.