

***Ampeg***<sup>®</sup>

**SVT-610HLF**  
**Bass Guitar Cabinet**



**Owner's Manual**

**TABLE OF CONTENTS**

What's in the Box .....	2
Introduction.....	2
Jackplate.....	3
Suggested Hookup Diagrams .....	4
Technical Specifications .....	6
Warranty and Support.....	7

**What's in the Box**

SVT®-610HLF Speaker Cabinet, Quick Start Guide.

**Introduction**

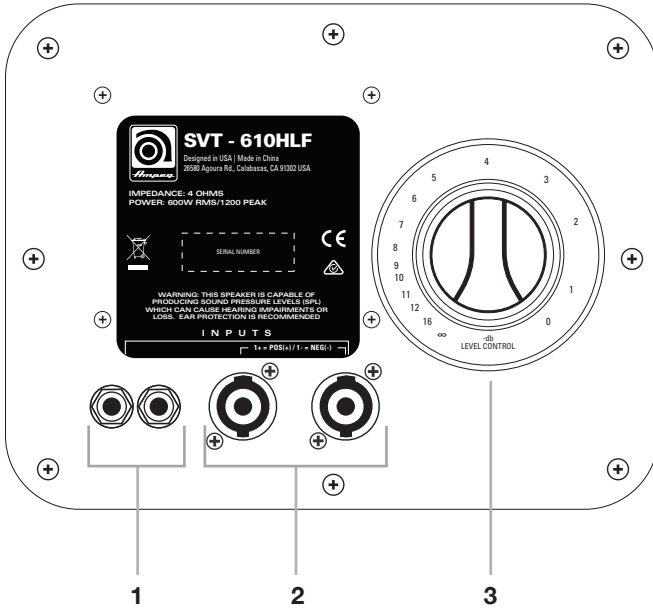
Your Ampeg SVT-610HLF 6x10" bass enclosure is a high quality, two-way speaker cabinet suitable for all sizes of venues. The SVT-610HLF delivers deep, tight bass, as well as a generous helping of definition and top-end clarity, thanks to its 1" horn driver. The cabinet features heavy duty recessed handles, an industrial strength grip bar, and heavy duty rear wheels. Skid rails are placed on the back of the enclosure to protect it while loading in and out of venues. (Place a foot against one of the rails when tilting the cabinet back to roll it.)

The Speakon® and 1/4" jacks are wired in parallel, allowing easy daisy chaining from one speaker cabinet to another. Each of the jacks may be used as an input or a through connection. Speakon connectors are recognized as the standard for professional installations, assuring a secure, permanent connection that won't corrode, vibrate loose, or be easily tampered with. The 1/4" jacks are convenient, however, the Speakon jacks are recommended when using power amplifiers over 150 watts for permanent installations, or for the "first" speaker among a number of daisy chained speakers.

In order to get the most out of your new Ampeg speaker cabinet, please fully read this *Owner's Manual*, as well as the *Important Safety Instructions* included with your cabinet, before you begin playing.

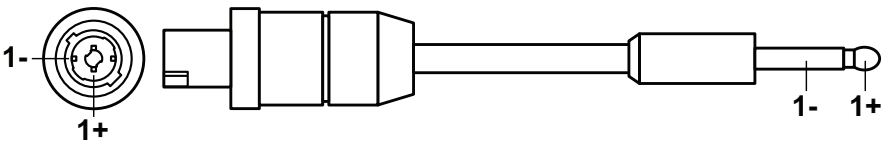
And **thank you** for choosing Ampeg.

## Jackplate

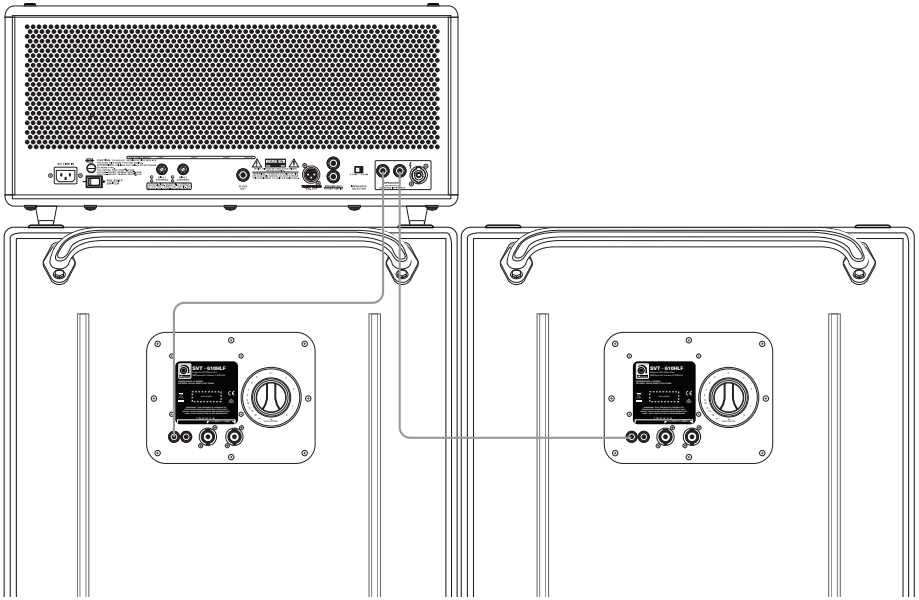


1. 1/4" Input / Output Jacks
2. Speakon Input / Output Jacks
3. High Frequency Horn Level Control

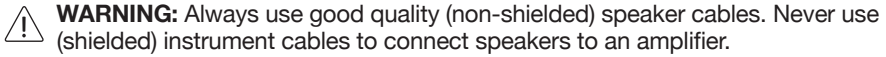
## Speakon to 1/4" Wiring Diagram

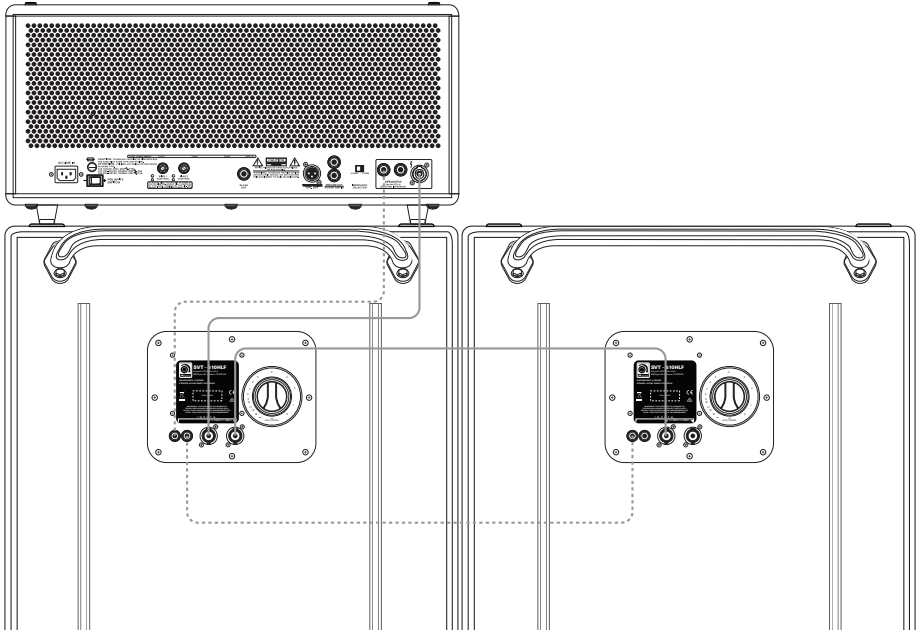


## Suggested Hookup Diagrams




In the example above, a speaker cable with 1/4" ends connects from one speaker output of the amplifier to the speaker input of the Ampeg SVT-610HLF cabinet. An additional cabinet may be connected by attaching another speaker cable from the remaining 1/4" speaker output of the amplifier to a speaker input of the next cabinet.

 **WARNING:** Always use good quality (non-shielded) speaker cables. Never use (shielded) instrument cables to connect speakers to an amplifier.



The alternate example shown above is not as common, but is great for daisy-chaining multiple cabinets. You may connect a speaker cable with 1/4" or Speakon ends from one speaker output of the amplifier to the speaker input of the Ampeg SVT-610HLF cabinet. An additional cabinet may be connected by attaching another speaker cable from an open jack (thru) to the input jack of the next cabinet. Multiple cabinets may be daisy-chained this way.

 **WARNING:** Always use good quality (non-shielded) speaker cables. Never use (shielded) instrument cables to connect speakers to an amplifier. Also, do not use both cable routes listed in the alternate example above. Use one route or the other, but never both simultaneously!

## Technical Specifications

Type	6x10 Bass Enclosure
Frequency Response (+/-3 dB)	53 Hz – 18 kHz
Usable Low Frequency (-10 dB)	42 Hz
RMS Power Handling	600 Watts RMS
Peak Power Handling	1200 Watts
Impedance	4 $\Omega$
Sensitivity	98 dB SPL 1W/1m
Maximum SPL	125 dB
Components	6 Custom Designed, 150 Watt, 10" speakers 1 High Frequency Horn
Size (H x W x D)	40 in x 24 in x 16 in 1016 mm x 610 mm x 407 mm
Weight (approximate)	115 lb 52.16 kg

The SVT-610HLF is covered with a durable, fabric-backed vinyl material. Clean with a dry, lint-free cloth. Never spray cleaning agents on the SVT-610HLF. Avoid abrasive cleansers which would damage the finish.

Ampeg continually develops new products and improves upon existing ones. For this reason, the specifications and information in this manual are subject to change without notice.



**CAUTION:** THIS SPEAKER IS CAPABLE OF PRODUCING HIGH SOUND PRESSURE LEVELS. CONTINUED EXPOSURE TO HIGH SOUND PRESSURE LEVELS CAN CAUSE PERMANENT HEARING IMPAIRMENT OR LOSS. USER CAUTION IS ADVISED. AND EAR PROTECTION RECOMMENDED IF UNIT IS OPERATED AT HIGH VOLUME.

## Warranty and Support

Visit [WWW.AMPEG.COM](http://WWW.AMPEG.COM) to...

- (1) ...identify **WARRANTY** coverage provided in your local market. Please keep your sales receipt in a safe place.
- (2) ...**REGISTER** your product.
- (3) ...**CONTACT** Technical Support, or call 818-575-3600.

[www.ameg.com](http://www.ameg.com)  
Yamaha Guitar Group, Inc.  
26580 Agoura Road, Calabasas, CA 91302-1921 USA  
Rev. A



© 2019 Yamaha Guitar Group, Inc. All rights reserved.

Ampeg, the Ampeg logo, and SVT are trademarks or registered trademarks of Yamaha Guitar Group, Inc. in the U.S. and/or other jurisdictions. Speakon is a registered trademark of Neutrik AG Corporation.