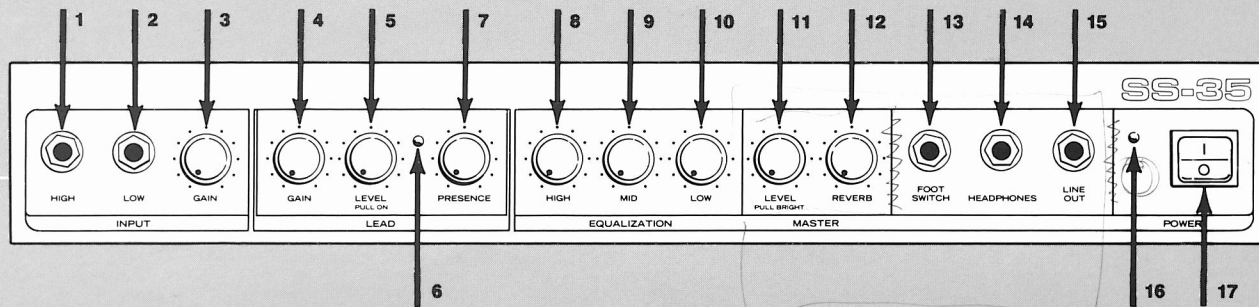




**SS-35 Guitar Amplifier
Owner's Reference Guide**



Features and Functions

Your AMPEG SS-35 is a very versatile amplifier featuring two modes of operation. In normal mode, a wide variety of clean and slightly overdriven sounds are available. When LEAD mode is selected, the three LEAD controls become

tonality is desired when LEAD mode is selected versus not selected.

When setting the controls, switch LEAD mode off, and set the basic controls for your "clean" sound, then select LEAD mode and set the LEAD controls. If your lead sound is still not right,

footswitch plugged into the FOOTSWITCH jack (13), in which case the REVERB control will be inactive until reverb is turned on again with the footswitch, or the footswitch is unplugged.

Lead Controls

These controls are

with more "bite".

Other Front Panel Features

Footswitch Jack (13) A footswitch may be plugged in here to control reverb and selection of LEAD mode. While a footswitch is plugged in, the PULL ON switch for LEAD is

active, and many more sounds in a medium dirty to screaming lead and heavy rhythm are available.

Mode selection may be accomplished via a front panel pull-switch, or via a footswitch plugged into the unit, which also allows on-off foot control of reverb.

Front Panel Features and Operation

Input Jacks High (1) Use this input for most guitars, and always use this input when you want maximum gain and sustain.

Low (2) This input is attenuated 6dB (reduced to half) relative to HIGH (1), for very clean sound, especially if your guitar has high output pickups.

Basic Controls

The following controls are always active, whether LEAD mode is selected or not selected. Because of this, some adjustments may be needed if a widely different

reset the appropriate basic controls while you are in LEAD mode, to get the desired lead sound, and then switch out of LEAD mode and check your clean sound again.

Gain (3) Use this control to adjust the gain in "normal", or "clean" mode. At normal settings of GAIN, no interaction with LEAD controls will occur. If GAIN is set very low, some reduction of maximum gain in LEAD mode may occur.

High (8) Treble control. All of the basic tone controls are passive type, and are post-gain.

Mid (9) Midrange control.

Low (10) Bass control.

Level/Pull Bright (11) Master level control and master bright switch. To activate BRIGHT, pull knob gently. Gently press in to turn off BRIGHT.

Reverb (12) Master reverb return level control. Reverb may be shut off with a

only when LEAD mode has been selected with the PULL ON switch, and should normally be set after setting the basic controls.

Gain (4) Lead gain control. Use this control to adjust the amount of overdrive and sustain.

Level/Pull On Lead level control, and LEAD mode selector. To select LEAD mode, gently pull out the knob. To return to normal mode, gently press in the knob. A footswitch may also be used for selection of LEAD mode, and while a footswitch is plugged into the FOOTSWITCH jack (13), the PULL ON switch is automatically disconnected.

Indicator Light (6) Whenever LEAD mode has been selected, by the PULL ON switch, or by footswitch, this light will be lit.

Presence Lead presence control. Low settings will produce a "dark" and "heavy" sound, higher settings will be brighter

automatically disconnected and selection is via the footswitch only.

Headphones (14) This jack is suitable for use with any standard headphones. Best results will be with headphones having impedance between 8 and 600 ohms.

The speaker is automatically switched off when headphones are plugged in, for private practicing, but the LINE OUT jack is still active.

Line Out Jack (15) An attenuated signal from the power amplifier output is available here, which may be used for recording, driving a larger amplifier, etc. Plugging into this jack does not interrupt the signal to the speaker.

Power Indicator Light (16)

Power Switch (17) The amplifier should be "on" when the "1" marked on the POWER SWITCH is pressed in, and the POWER INDICATOR LIGHT should be lit.



MADE IN THE USA BY SLM ELECTRONICS
1400 FERGUSON AVENUE - ST. LOUIS, MO 63133

MODEL # SS-35

SERIAL # A




EXT
SPEAKER

CAUTION: TO REDUCE THE RISK OF ELECTRIC SHOCK, DO NOT REMOVE CHASSIS. NO USER SERVICEABLE PARTS INSIDE. REFER ALL SERVICING TO QUALIFIED SERVICE PERSONNEL. TO AVOID THE RISK OF FIRE OR ELECTRIC SHOCK, DO NOT EXPOSE THIS APPLIANCE TO RAIN.

WARNING: THIS AMPLIFIER IS CAPABLE OF PRODUCING HIGH SOUND PRESSURE LEVELS. CONTINUED EXPOSURE TO HIGH SOUND PRESSURE LEVELS CAN CAUSE PERMANENT HEARING IMPAIRMENT OR LOSS. USER CAUTION IS ADVISED AND EAR PROTECTION IS RECOMMENDED WHEN PLAYING AT HIGH VOLUMES.

120V 60Hz
1A MAX



18

19

REAR PANEL FEATURES

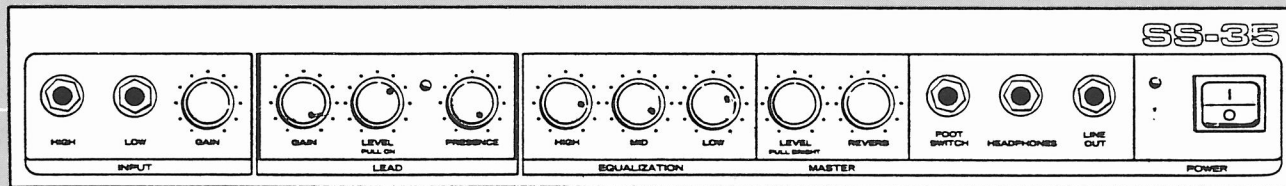
Power Cord (18) Your SS-35 is shipped connected for standard 120volt 60Hz power. Be sure it is plugged into a properly wired, grounded

(three pin) power outlet before use. TO REDUCE THE RISK OF ELECTRIC SHOCK, NEVER BREAK OFF OR OTHERWISE DEFEAT THE GROUND PIN ON THE POWER CORD.

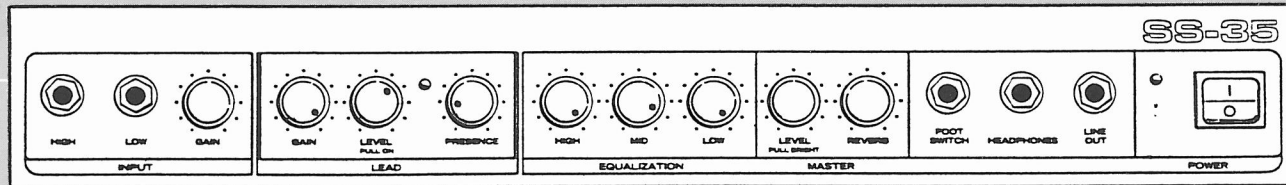
External Speaker (19)

This series connected jack will accept speakers of any impedance, however, best results will be obtained if the external speaker is between 4 and 16 ohms.

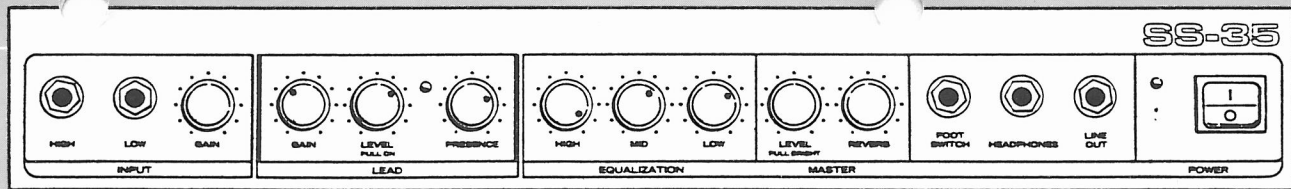
WARNING: Never plug headphones into speaker jack—you could suffer permanent loss of hearing or damage your headphones.



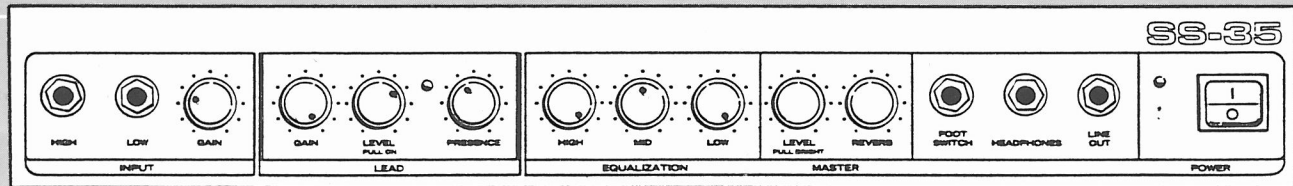
"FENDER SINGLE COIL" CLASSICAL METAL



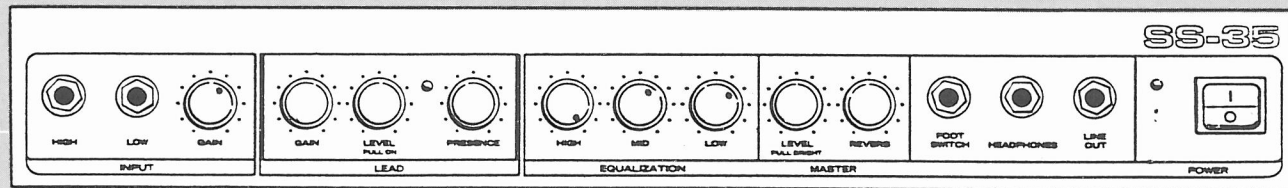
BRITISH TUBE SOUND



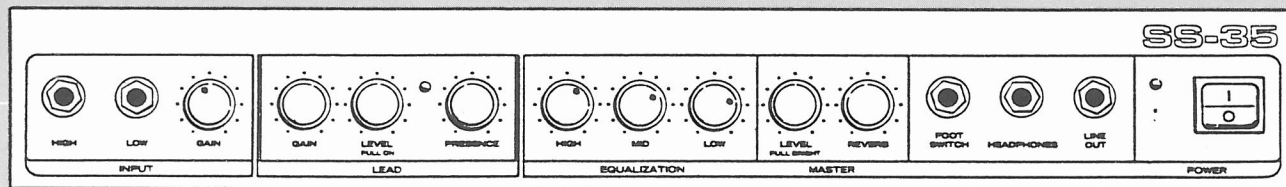
VINTAGE '70's BLUES ROCK



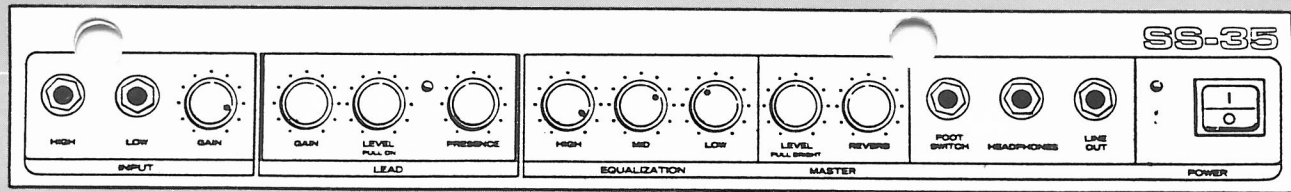
CONTEMPORARY HEAVY METAL



FUSION



JAZZ/CHORD MELODY



CLASSIC AMERICAN BLUES
(SINGLE COIL, FRONT PICKUP)

TECHNICAL SPECIFICATIONS

| | | |
|------------------------------|--|---------------------|
| OUTPUT POWER | 35 watts RMS @ 5% THD 8 ohm load @ 120VAC | |
| INPUT IMPEDANCE | HIGH | 220K ohms |
| | LOW | 44K ohms |
| MAXIMUM INPUT SIGNAL | HIGH | 4volts peak-to-peak |
| | LOW | 8volts peak-to-peak |
| TOTAL SYSTEM GAIN | LEAD | 84 dB |
| | NORMAL | 65 dB |
| SIGNAL TO NOISE RATIO | LEAD | 48 dB @ max gain |
| | NORMAL | 60 dB @ max gain |
| TONE CONTROL RANGE | HIGH | 16 dB @ 6KHz |
| | MID | 6 dB @ 1KHz |
| | LOW | 13 dB @ 80Hz |
| | BRIGHT | +6 dB @ 6KHz |
| | PRESENCE | 18 dB @ 1.5KHz |
| SPEAKER | 12" 8ohm 50w AMPEG Custom Design | |
| POWER REQUIREMENTS | DOMESTIC | 1A 120VAC 60Hz |
| | EXPORT | 0.5A 240VAC 50Hz |
| SIZE AND WEIGHT | 18.5"H x 19.5"W x 10"D 35 lb | |

Specifications subject to change without notice.

CAUTION: To reduce the risk of electric shock, do not remove chassis. No user serviceable parts inside. Refer servicing to qualified service personnel.

CAUTION: This amplifier is capable of producing high sound pressure levels (high volume). Continued exposure to high sound pressure levels can cause permanent hearing impairment or loss. User caution is advised, and ear protection is recommended when playing at high volumes.

We would like to take this opportunity to thank you for selecting an Ampeg product, and to tell you of our commitment to the design and manufacture of only the finest musical instrument amplification equipment; built for you, the musician.

Since all Ampeg products are designed, developed, and manufactured through the cooperative efforts of engineers and professional musicians, the end result is a product that responds to the musician's audio requirements, and a prod-

uct. All parts costs will be borne by SLM Electronics within the warranty period. Labor costs will be covered within the warranty period according to rate schedules established by SLM Electronics. Warranty service may be done by SLM Electronics or an SLM Authorized Field Service Center. Trans-

portation charges will be the original sales receipt, and an SLM Electronics return authorization. SLM Electronics reserves the right to repair or replace this piece of equipment at their option.

SLM Electronics is not liable for any incidental or consequential damages re-

You purchased one of the most innovative sound amplification devices available today. Your Ampeg amplifier gives you more performance features than ever before; features that you, the musician, have asked for.

Your Ampeg amplifier is an American product, manufactured at our factory in St. Louis, Missouri. Only the finest available components and materials are used in the manufacture of each amplifier.

All Ampeg amplifiers are subject to seven or more inspection and testing steps to assure you of a high quality product. The final test for each amp is conducted by a trained musician with the instrument the amp was designed for. Any unit that does not meet the standards of his discriminating ear will not be passed.

Product that will serve your needs for years to come.

SLM Electronics Limited Warranty

SLM Electronics warrants this product to be free of defects in material and workmanship for a period of two (2) years from the original date of purchase to the original purchaser and is not transferable. Speakers, tubes, and meters carry a six (6) month warranty. This warranty is subject to the conditions, exclusions, and limitations hereinafter set forth: Excluded from this warranty are defects caused by wear and tear, misuse, neglect, alterations and modifications, or act of nature. Such determinations will be made by SLM Electronics. Warranty is also void if:

- a. The original retail purchase is not made from an Authorized Ampeg dealer;
- b. The serial number affixed to the product is altered, defaced or removed.

tion charges involve warranty service are the sole responsibility of the purchaser. SLM Electronics warrants speakers to be free from defect in material and workmanship for a period of ninety (90) days from original date of purchase. Speaker warranty will be subject to inspection of speaker by SLM Electronics or SLM Authorized Field Service Center. Obvious overpowering will result in warranty denial. Realizing speakers can be overloaded causing failure, SLM Electronics will replace the speaker with a speaker of same or equal type at a price one-half the then current suggested retail price of the new speaker for life, regardless of reason.

Warranty repairs may be handled by your authorized dealer, authorized SLM Service Center, or SLM Electronics. All units being returned to SLM Electronics must be accompanied with a detailed description as to needed repairs, a copy of

resulting from any defect or failure of this instrument other than the repair of the SLM Electronics product subject to the terms of this warranty. This limited warranty gives you specific legal rights, and you may have other rights which vary from state to state. This warranty is expressly in lieu of all other agreements and warranties, expressed or implied, except as may be otherwise required by law.

Ampeg is a product of SLM Electronics
1400 Ferguson Ave. • St. Louis, MO 63133
U.S.A.