

# *Ampeg*

## **PF-115HE & PF-210HE**

**Speaker Cabinets**



**Owner's Manual**



## Important Safety Instructions

1. Read, follow, and keep these instructions. Heed all warnings.
2. This speaker is capable of producing high sound pressure levels that may cause permanent hearing damage. User caution is advised and ear protection is recommended during use.
3. This speaker is designed for use on a sturdy, level surface. Whenever stacking speaker cabinets, do not stack more than two high.
4. Speaker cables are a tripping hazard and must be routed out of traffic areas and away from any possible accidental contact.
5. Do not expose this speaker to rain or moisture. Do not place liquid filled containers on this speaker. Clean only with a dry cloth.
6. Repair or service of this speaker should be performed only by qualified personnel.

## Introduction

Portable. Powerful. Sexy. Ampeg designed and built the original Portaflex Series over 50 years ago. Congratulations are in order – for today, in your hands, is the new-and-improved Portaflex!

Featuring a high frequency horn with 3-position switch, four removable casters and a stylish top handle and black diamond tolex, these Eminence-loaded cabinets can handle up to 450W of power!

Don't stop now! Your Portaflex cabinet is an ideal companion to the Ampeg PF-350 or Ampeg PF-500 amplifier, available separately.

Like all Ampeg products, your Portaflex cabinet is designed by musicians and built using only the best of components. Each cabinet is tested to confirm that it meets our specifications, and we believe that this cabinet is the absolute best that it can be.

In order to get the most out of your new cabinet, please read this manual before you begin playing.

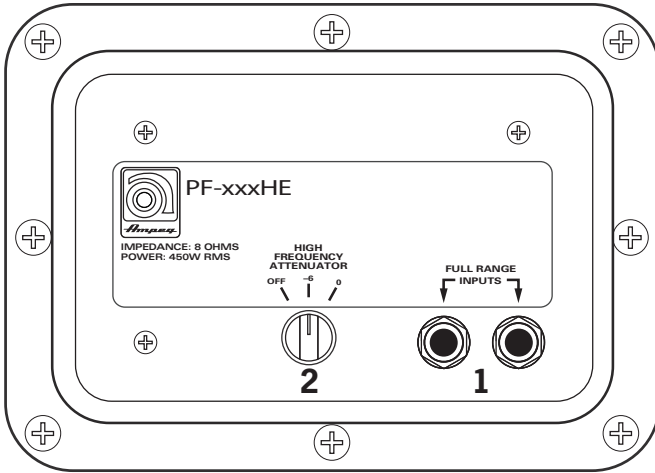
And **thank you** for choosing Ampeg.

Here are some of the features packed into your new Ampeg Portaflex speaker cabinet:

- Designed as a stack with a Portaflex amplifier (available separately)
- Aligned screw holes and clasps allow secure stacking of a Portaflex amplifier
- Loaded with Eminence speaker(s) for high quality sound
- Equipped with a high frequency horn and a 3-position switch
- Two paralleled 1/4" TS input and output jacks
- Nominal impedance: 8 ohms
- Power handling: 450W rms
- Four removable casters
- Stylish top handle and black diamond pattern tolex
- Flip-top functionality allows for compact and secure transport of cabinet and Portaflex head (available separately)



## Rear Panel Connector Plate



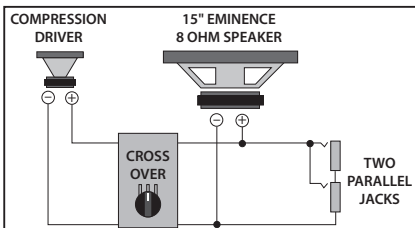
- 1. 1/4" TS Full Range Input / Output Jacks:** The jackplate features two 1/4" jacks wired in parallel, allowing easy daisy-chaining from one speaker to another. Each of the jacks may be used as an input or a through connection.

Connect the speaker-level output of your amplifier to the cabinet's input jack using a good quality (non-shielded) speaker cable (included). *Never use (shielded) instrument cable to connect speakers to an amplifier.*

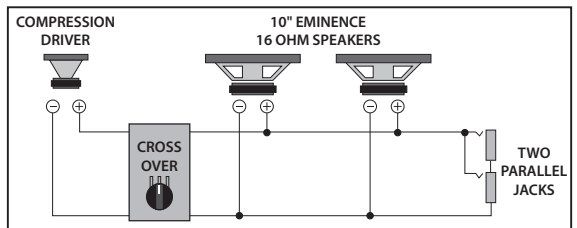
You can utilize the unused jack as an output/through jack to connect a second 8 ohm speaker cabinet in parallel. This will present a total load of 4 ohms to the amplifier.

- 2. High Frequency Horn Level Switch:** The three-position HF Horn switch allows for:
  - Full high frequency output (0 setting)
  - High frequencies reduced by 6 dB (-6 setting)
  - Horn shutoff (off setting)

## System Block Diagrams



PF-115HE



PF-210HE



## TECHNICAL SPECIFICATIONS

Frequency Response (+/-3 dB)	50 Hz-17 kHz [PF-115HE] 53 Hz-17 kHz [PF-210HE]
Usable Low Frequency (-10 dB)	35 Hz [PF-115HE] 38 Hz [PF-210HE]
Impedance	8 ohms
Power Rating	450W rms, 900W peak
Sensitivity	99.5 dB SPL 1w/1m [PF-115HE] 99.6 dB SPL 1w/1m [PF-210HE]
Maximum SPL	125.5 dB [PF-115HE] 125.6 dB [PF-210HE]
Cabinet Construction	Poplar plywood
Speaker Specs	1 x 15" Eminence Speaker [PF-115HE] 2 x 10" Eminence Speakers [PF-210HE] 1 HF horn with a 3-position switch [both]
Inputs/Outputs	Dual 1/4" parallel jacks
Size (H x W x D)	23 in/584 mm x 21 in/533 mm x 14.3 in/363 mm (from handle to foot)
Weight	44.8 lb/20.3 kg [PF-115HE] (approximately) 47.6 lb/21.6 kg [PF-210HE] (approximately)

**The cabinet is covered with a durable fabric-backed vinyl material. Clean with a dry lint-free cloth. Never spray cleaning agents onto the cabinet. Avoid abrasive cleansers which would damage the finish.**

*Ampeg continually develops new products, and improves upon existing ones. For this reason, the specifications and information in this manual are subject to change without notice.*

*"Ampeg" is a registered trademark of Yamaha Guitar Group, Inc. All other brand names mentioned are trademarks or registered trademarks of their respective holders and are hereby acknowledged.*

## Service Information

If you are having a problem with your Ampeg Portaflex cabinet, you can go to our website ([www.amepeg.com](http://www.amepeg.com)) and click on Support for service information, or call Technical Support at 1-818-575-3600 Monday-Friday during normal business hours, Pacific Time, to receive assistance. If you are outside of the U.S., contact your local distributor for technical support and service.



**Correct disposal of this product:** This symbol indicates that this product should not be disposed of with your household waste, according to the WEEE directive (2012/19/EU) and your national law. This product should be handed over to an authorized collection site for recycling waste electrical and electronic equipment (EEE). Improper handling of this type of waste could have a possible negative impact on the environment and human health due to potentially hazardous substances that are generally associated with EEE. At the same time, your cooperation in the correct disposal of this product will contribute to the effective usage of natural resources. For more information about where you can drop off your waste equipment for recycling, please contact your local city office, waste authority, or your household waste disposal service.

[www.amepeg.com](http://www.amepeg.com)

©2018 Yamaha Guitar Group Inc.

26580 Agoura Road • Calabasas, CA 91302-1921

Part No. 2035722-00 Rev. F 07/18